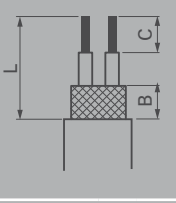












## 104, 105 Series

Type	Contact Termination	Type "A"		Type "Z"		Cable Clamp <sup>1)</sup>	Number of Contacts				Part Number Crimping Tool	Part Number Positioner	Part Number Insertion Tool	Part Number Extraction Tool	Wrench Size  1	Wrench Size  2 <sup>2)</sup>	Torque [Nm]			
		Plug	Receptacle	Plug	Receptacle			L	B	C										
104 A 083 Z	Solder	 Plug	 Receptacle	 Plug	 Receptacle	S/U	1	15	15	-					12	13	2.0			
						E	3	12	12	-								12	13	2.0
105 A 112	Solder	 Plug	 Receptacle	 Plug	 Receptacle	S	4+E	24	2.5	3					15	16	3.5			
						UI	4+E	24	-	3								15	16	3.5
						E	4+E	20	2.5	3									15	16

All specifications are typical and have to be adjusted according to the cable construction and dimensions. Torque [Nm] are recommended values that may be influenced by the characteristics of the cable jacket. Tests have to be made to evaluate the exact values. To secure the cable clamp nut, we recommend the use of thread locking adhesive.

All dimensions are in millimeters and are for reference only.

- <sup>1)</sup> S - Shielded cable clamp
- U - Unshielded cable clamp
- UI - Insulating cable clamp
- E - Sealed cable clamp
- <sup>2)</sup> Except for:
- DK 104 body style: Wrench size = 12
- DK 105 body style: Wrench size = 14