

## 105 Series

Type	Contact Termination	Type "A"		Type "Z"		Number of Contacts	Cable Clamp <sup>1)</sup>	Part Number Crimping Tool	Part Number Positioner	Part Number Insertion Tool	Part Number Extraction Tool	Wrench Size  1	Wrench Size  2 <sup>2)</sup>	Torque [Nm]			
		Plug	Receptacle	Plug	Receptacle												
105 A 051 Z	Solder					2	S					15	16	3.5			
						2	U								L	B	C
						2	E								12	2.5	3.5
105 A 087 Z	Solder					2	S					15	16	3.5			
						2	U								L	B	C
						2	E								12	2.5	3.5
105 A 052 Z	Solder					3	S					15	16	3.5			
						3	U								L	B	C
						3	E								12	2.5	3.5
105 A 053 Z	Solder					4	S					15	16	3.5			
						4	U								L	B	C
						4	E								12	2.5	3.5

All specifications are typical and have to be adjusted according to the cable construction and dimensions.  
 Torque [Nm] are recommended values that may be influenced by the characteristics of the cable jacket.  
 Tests have to be made to evaluate the exact values. To secure the cable clamp nut, we recommend the use of thread locking adhesive.  
 All dimensions are in millimeters and are for reference only.

<sup>1)</sup> S - Shielded cable clamp  
 U - Unshielded cable clamp  
 E - Sealed cable clamp  
<sup>2)</sup> Except for DK body style: Wrench size = 14

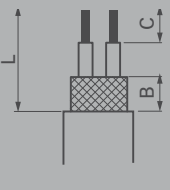






























# 105 Series

Type	Contact Termination	Type "A"		Type "Z"		Cable Clamp <sup>1)</sup>	Number of Contacts				Part Number Crimping Tool	Part Number Positioner	Part Number Insertion Tool	Part Number Extraction Tool	Wrench Size  1	Wrench Size  2 <sup>2)</sup>	Torque [Nm]		
		Plug	Receptacle	Plug	Receptacle			L	B	C									
105 A 054 Z	Solder	 Plug	 Receptacle	 Plug	 Receptacle	S	1	12	2.5	4					15	16	3.5		
						U	6	14.5	2.5	3					15	16	3.5		
		 Plug	 Receptacle	 Plug	 Receptacle	E	1	12	2.5	4					15	16	3.5		
							6	16.5	-	3					15	16	3.5		
		105 A 067 Z	Solder	 Plug	 Receptacle	 Plug	 Receptacle	S	1	12	2.5	3					15	16	3.5
								U	7	14	2.5	3					15	16	3.5
 Plug	 Receptacle			 Plug	 Receptacle	E	1	14	-	3					15	16	3.5		
							7	16	-	3					15	16	3.5		
105 A 124 Z	Solder			 Plug	 Receptacle	 Plug	 Receptacle	S	1	11	2.5	3					15	16	3.5
								U	7	13	2.5	3					15	16	3.5
		 Plug	 Receptacle	 Plug	 Receptacle	E	1	12	2.5	3					15	16	3.5		
							5	14	2.5	3					15	16	3.5		
		 Plug	 Receptacle	 Plug	 Receptacle		2	13	2.5	4					15	16	3.5		
							1	14	-	3					15	16	3.5		

All specifications are typical and have to be adjusted according to the cable construction and dimensions. Torque [Nm] are recommended values that may be influenced by the characteristics of the cable jacket. Tests have to be made to evaluate the exact values. To secure the cable clamp nut, we recommend the use of thread locking adhesive.  
All dimensions are in millimeters and are for reference only.

<sup>1)</sup> S - Shielded cable clamp  
U - Unshielded cable clamp  
E - Sealed cable clamp  
<sup>2)</sup> Except for DK body style: Wrench size = 14

## 105 Series

Type	Contact Termination	Type "A"		Type "Z"		Cable Clamp <sup>1)</sup>	Number of Contacts				Part Number Crimping Tool	Part Number Positioner	Part Number Insertion Tool	Part Number Extraction Tool	Wrench Size  1	Wrench Size  2 <sup>2)</sup>	Torque [Nm]		
		Plug	Receptacle	Plug	Receptacle			L	B	C									
105 A 101 Z	Solder	 Plug	 Receptacle	 Plug	 Receptacle	S	1	12	2.5	4					15	16	3.5		
						U	8	14.5	2.5	3					15	16	3.5		
		 Plug	 Receptacle	 Plug	 Receptacle	E	1	12	2.5	4						15	16	3.5	
						E	8	14.5	2.5	3					15	16	3.5		
		105 A 062 Z	Solder	 Plug	 Receptacle	 Plug	 Receptacle	S	2	12	2.5	3					15	16	3.5
								U	8	14	2.5	3					15	16	3.5
 Plug	 Receptacle			 Plug	 Receptacle	E	2	11	2.5	3						15	16	3.5	
						E	8	13	2.5	3					15	16	3.5		
105 A 069 Z	Solder			 Plug	 Receptacle	 Plug	 Receptacle	S	3	11	2.5	3					15	16	3.5
								U	9	13	2.5	3					15	16	3.5
		 Plug	 Receptacle	 Plug	 Receptacle	E	3	12	-	3						15	16	3.5	
						E	9	14	-	3					15	16	3.5		
		 Plug	 Receptacle	 Plug	 Receptacle	E	3	11	2.5	3						15	16	3.5	
						E	9	13	2.5	3					15	16	3.5		

All specifications are typical and have to be adjusted according to the cable construction and dimensions.  
Torque [Nm] are recommended values that may be influenced by the characteristics of the cable jacket.  
Tests have to be made to evaluate the exact values. To secure the cable clamp nut, we recommend the use of thread locking adhesive.

All dimensions are in millimeters and are for reference only.

<sup>1)</sup> S - Shielded cable clamp  
U - Unshielded cable clamp  
E - Sealed cable clamp

<sup>2)</sup> Except for DK body style: Wrench size = 14

## 105 Series

Type	Contact Termination	Type "A"		Type "Z"		Cable Clamp <sup>1)</sup>	Number of Contacts				Part Number Crimping Tool	Part Number Positioner	Part Number Insertion Tool	Part Number Extraction Tool	Wrench Size  1	Wrench Size  2 <sup>3)</sup>	Torque [Nm]					
		Plug	Receptacle	Plug	Receptacle			L	B	C												
105 A 104 Z	Solder	 	 	 	 	S	3	11	2.5	3					15	16	3.5					
						U	10	11	2.5	2								15	16	3.5		
						E	10	12	-	3									15	16	3.5	
		105 A 127	Crimp	 	 	 	 	S	3	22	2.5	3					15	16	3.5			
								U	10	22	2.5	3								15	16	3.5
								E	10	24	-	3	TX00.240	<sup>2)</sup>						15	16	3.5
105 A 058 Z	Solder			 	 	 	 	S	1	8	2.5	2					15	16	3.5			
								U	6	10	2.5	2								15	16	3.5
								E	6	12	-	2								15	16	3.5
		105 A 058 Z	Solder	 	 	 	 	S	8	12	2.5	2					15	16	3.5			
								U	1	10	-	2								15	16	3.5
								E	6	12	-	2								15	16	3.5

<sup>1)</sup> S - Shielded cable clamp  
 U - Unshielded cable clamp  
 E - Sealed cable clamp

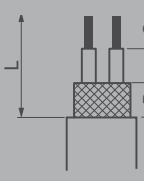


















<sup>2)</sup> See Online Crimping Instructions

<sup>3)</sup> Except for DK body style: Wrench size = 14

<sup>4)</sup> No pin numbering on insulators

All specifications are typical and have to be adjusted according to the cable construction and dimensions.  
 Torque [Nm] are recommended values that may be influenced by the characteristics of the cable jacket.  
 Tests have to be made to evaluate the exact values. To secure the cable clamp nut, we recommend the use of thread locking adhesive.  
 All dimensions are in millimeters and are for reference only.

## 105 Series

Type	Contact Termination	Type "A"		Type "Z"		Cable Clamp <sup>1)</sup>	Number of Contacts				Part Number Crimping Tool	Part Number Positioner	Part Number Insertion Tool	Part Number Extraction Tool	Wrench Size  1	Wrench Size  2 <sup>3)</sup>	Torque [Nm]
		Plug	Receptacle	Plug	Receptacle			L	B	C							
105 A 110 Z	Solder	 Plug	 Receptacle	 Plug	 Receptacle	S	4	14	2.5	4.5					15	16	3.5
						U	12	15	2.5	2					15	16	3.5
		E	12	18	-	4.5						15	16	3.5			
	Solder	 Plug	 Receptacle	 Plug	 Receptacle	S	1	8	2.5	2					15	16	3.5
						U	6	10	2.5	2					15	16	3.5
		E	11	12	2.5	2						15	16	3.5			
105 A 038 Z	Solder	 Plug	 Receptacle	 Plug	 Receptacle	S	1	10	-	2					15	16	3.5
						U	6	12	-	2					15	16	3.5
		E	11	14	-	2						15	16	3.5			
	Crimp	 Plug	 Receptacle	 Plug	 Receptacle	S	1	8	2.5	2					15	16	3.5
						U	6	10	2.5	2					15	16	3.5
		E	11	12	2.5	2						15	16	3.5			

All specifications are typical and have to be adjusted according to the cable construction and dimensions.  
Torque [Nm] are recommended values that may be influenced by the characteristics of the cable jacket.  
Tests have to be made to evaluate the exact values. To secure the cable clamp nut, we recommend the use of thread locking adhesive.

All dimensions are in millimeters and are for reference only.

<sup>1)</sup> S - Shielded cable clamp  
U - Unshielded cable clamp  
E - Sealed cable clamp  
<sup>2)</sup> See Online Crimping Instructions  
<sup>3)</sup> Except for DK body style: Wrench size = 14

# 105 Series

Type	Type "A"		Type "Z"		Contact Termination	Cable Clamp <sup>1)</sup>	Number of Contacts	L	B	C	Part Number Crimping Tool	Part Number Positioner	Part Number Insertion Tool	Part Number Extraction Tool	Wrench Size  1	Wrench Size  2 <sup>3)</sup>	Torque [Nm]
	Plug	Receptacle	Plug	Receptacle													
105 A 093 Z					Solder	S	3	10	2.5	2					15	16	3.5
								12	2.5	2					15	16	3.5
					Solder	U	8	11	-	2					15	16	3.5
								13	-	2					15	16	3.5
					Solder	E	8	10	2.5	2					15	16	3.5
								12	2.5	2					15	16	3.5
105 A 102 Z					Solder	S	3	10	2.5	2					15	16	3.5
								12	2.5	2					15	16	3.5
					Solder	U	9	11	-	2					15	16	3.5
								13	-	2					15	16	3.5
					Crimp	E	27	10	2.5	2					15	16	3.5
								12	2.5	2					15	16	3.5
				Crimp	S	27	15	2.5	3					15	16	3.5	
							20	2.5	3					15	16	3.5	

<sup>1)</sup> S - Shielded cable clamp  
U - Unshielded cable clamp  
E - Sealed cable clamp

<sup>2)</sup> See Online Crimping Instructions

<sup>3)</sup> Except for DK body style: Wrench size = 14

All specifications are typical and have to be adjusted according to the cable construction and dimensions.  
Torque [Nm] are recommended values that may be influenced by the characteristics of the cable jacket.  
Tests have to be made to evaluate the exact values. To secure the cable clamp nut, we recommend the use of thread locking adhesive.  
All dimensions are in millimeters and are for reference only.