

## 107 Series

Type	Type "A"		Type "Z"		Number of Contacts	Cable Clamp <sup>1)</sup>	Contact Termination	Part Number Crimping Tool	Part Number Positioner	Part Number Insertion Tool	Part Number Extraction Tool	Wrench Size  1	Wrench Size  2 <sup>2)</sup>	Torque [Nm]				
	Plug	Receptacle	Plug	Receptacle														
107 A 051 Z	  Plug Receptacle	  Plug Receptacle	  Plug Receptacle	  Plug Receptacle	1	S	Solder					32	32	10				
					4	S									27	3	5	33
					8													
					14	E									27	3	37	
					1													U
					4	E									27	3	23	
	8	E	27	3	25													
	14					E									27	3	27	
	1	E	27	3	29													
	4					E									27	3	28	
	8	E	27	3	30													
	14					E									27	3	32	
2	U	40	3	34														
8					E	40	3	33										
16	E	40	3	35														
14					E	40	3	37										
2	U	40	3	39														
8					E	40	3	23										
14	E	40	3	25														
2					E	40	3	27										
8	E	40	3	29														
14					E	40	3	28										
2	E	40	3	30														
8					E	40	3	32										
14	E	40	3	34														

All specifications are typical and have to be adjusted according to the cable construction and dimensions. Torque [Nm] are recommended values that may be influenced by the characteristics of the cable jacket. Tests have to be made to evaluate the exact values. To secure the cable clamp nut, we recommend the use of thread locking adhesive.

All dimensions are in millimeters and are for reference only.

<sup>1)</sup> S - Shielded cable clamp  
 U - Unshielded cable clamp  
 E - Sealed cable clamp

<sup>2)</sup> Except for DKBE; DK/DKE 107 body styles; Wrench size = 30

## 107 Series

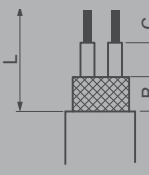





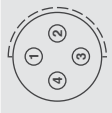
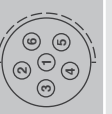
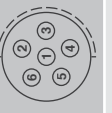






Torque [Nm]		10	10	10	10	10	10	10	10	10	10	10	10	10	10	10	10	10	10
Wrench Size  2 <sup>2)</sup>		32	32	32	32	32	32	32	32	32	32	32	32	32	32	32	32	32	32
Wrench Size  1		32	32	32	32	32	32	32	32	32	32	32	32	32	32	32	32	32	32
Part Number Extraction Tool																			
Part Number Insertion Tool																			
Part Number Positioner																			
Part Number Crimping Tool																			
		C		2	3	2	2	2	3	2	2	3	3	2	2	3	2	2	2
		B		3	3	3	3	-	-	-	3	3	3	3	3	3	3	3	3
		L		33	36	37	39	23	26	27	29	26	29	30	32	32	32	32	32
Number of Contacts		5		8	19	23	5	8	19	23	5	8	19	23	5	8	19	23	5
Cable Clamp <sup>1)</sup>		S		U		E													
Contact Termination		Solder																	
		Type "A"		Plug		Receptacle		Plug		Receptacle		Plug		Receptacle		Plug		Receptacle	
		Type "Z"		Plug		Receptacle		Plug		Receptacle		Plug		Receptacle		Plug		Receptacle	
Type		107 A 023 Z																	

All specifications are typical and have to be adjusted according to the cable construction and dimensions. Torque [Nm] are recommended values that may be influenced by the characteristics of the cable jacket. Tests have to be made to evaluate the exact values. To secure the cable clamp nut, we recommend the use of thread locking adhesive.

All dimensions are in millimeters and are for reference only.

<sup>1)</sup> S - Shielded cable clamp  
 U - Unshielded cable clamp  
 E - Sealed cable clamp  
<sup>2)</sup> Except for DKBE; DK/DKE 107 body styles: Wrench size = 30

## 107 Series

Type	Contact Termination	Type «A»		Type «Z»		Cable Clamp <sup>1)</sup>	Number of Contacts				Part Number Crimping Tool	Part Number Positioner	Part Number Insertion Tool	Part Number Extraction Tool	Wrench Size  1	Wrench Size  2 <sup>2)</sup>	Torque [Nm]
		Plug	Receptacle	Plug	Receptacle			L	B	C							
107 A 013 Z	Solder					S	4	40	5	3	32				32	10	
						U	4	25	-	3	32				32	10	
		E	4	35	3	3	32					32			32	10	
107 A 018 Z	Solder					S	6	40	5	3	32				32	10	
						U	6	25	-	3	32				32	10	
		E	6	35	3	3	32					32			32	10	
107 A 015 Z	Solder					S	1	35	5	4	32				32	10	
						U	6	37	5	4	32				32	10	
		E	12	39	5	4	32					32				32	10
		E	12	29	4	4	32					32				32	10
E	19	6	3	4	32					32				32	10		
																U	6
E	12	36	3	4	32					32				32	10		
																U	12

All specifications are typical and have to be adjusted according to the cable construction and dimensions.  
 Torque [Nm] are recommended values that may be influenced by the characteristics of the cable jacket.  
 Tests have to be made to evaluate the exact values. To secure the cable clamp nut, we recommend the use of thread locking adhesive.  
 All dimensions are in millimeters and are for reference only.

<sup>1)</sup> S - Shielded cable clamp  
 U - Unshielded cable clamp  
 E - Sealed cable clamp  
<sup>2)</sup> Except for DKBE, DK/DKE 107 body styles: Wrench size = 30