


Fischer **UltiMate**TM Bend Relief

Assembly
Instructions



Connect²

Expertise | Reliability | Innovation



Headquarters
Fischer Connectors SA
Ch. du Glapin 20
1162 Saint-Prex
Switzerland
Phone +41 21 800 95 95
mail@fischerconnectors.ch
www.fischerconnectors.com

Edition 1.0

fischer[®]
CONNECTORS

Fischer UltiMate™ Bend Relief : Maximum performance, minimum hassle

- No tool required : 5 easy steps to complete self assembly
- Clean cut : perfectly adjust the bend relief to your cable diameter with a simple blade
- Long lasting:
 - Resists 10,000 constraints at a 90° angle
 - Operates in temperatures between -55°C to +135°C
 - UV resistant

What you need

- Clip
- Bend Relief *
- Blade

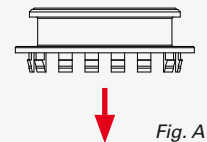


* From September 2013 the appropriate mounting nut is delivered with all UltiMate connectors.


Procedure

- 1** Manually assemble the straight clip on the nut. The clip must be inserted with the teeth facing downwards, towards the connector.

See Fig.A



- 2** Make sure your potting entirely fills the space between the clip and the nut, all the way to the top of the clip.



- 3** Let the epoxy settle for the necessary time, depending on the material used.

Procedure

4 Adjust the bend relief length to fit your precise cable diameter by cutting the end with a simple blade. Get a clean cut everytime, thanks to the smart edging design.

See Fig.B

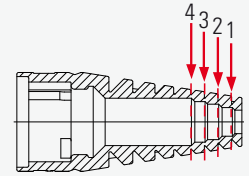


Fig. B

Fig. B Cutting diameters (in mm).

Sizes	Uncut	Level 1	Level 2	Level 3	Level 4
08	Ø2.5	Ø3.7	Ø5.7	Ø7.5	-
11	Ø3.9	Ø5.4	Ø6.9	Ø8.9	-
13	Ø6.9	Ø8.9	Ø10.9	Ø12.9	-
18	Ø6.9	Ø8.4	Ø10.4	Ø11.9	Ø13.9

5 Insert the bend relief on the nut so that the 2 lips are aligned with the specially designed cut-outs on the nut. Firmly push the bend relief up towards the clip until it is safely locked.



You have now successfully completed your Fischer UltiMate™ Bend Relief assembly.



Fischer sales network

Headquarters

FISCHER CONNECTORS SA
Ch. du Glapin 20
1162 Saint-Prex
Switzerland
Phone +41 21 800 95 95
www.fischerconnectors.ch
mail@fischerconnectors.ch

Subsidiaries

United States and Canada

FISCHER CONNECTORS Inc.
Atlanta, GA
Phone +1 678 393 5400
Toll free: 800 551 0121
www.fischerconnectors.com
mail@fischerconnectors.com

France

FISCHER CONNECTORS Sarl
Paris
Phone +33 1 5578 2578
Appel gratuit: 0 800 590 444
www.fischerconnectors.fr
mail@fischerconnectors.fr

Germany and Eastern Europe

FISCHER CONNECTORS GmbH
Zorneding
Phone +49 8106 37722 0
Gebührenfrei: 0 800 233 3233
www.fischerconnectors.de
mail@fischerconnectors.de

Italy

FISCHER CONNECTORS Srl
Monza
Phone +39 039 734 072
www.fischerconnectors.it
mail@fischerconnectors.it

Sweden and Finland

FISCHER CONNECTORS AB
Billdal
Phone +46 31 910 420
www.fischerconnectors.se
mail@fischerconnectors.se

United Kingdom and Ireland

FISCHER CONNECTORS Ltd.
Havant/Hampshire
Phone +44 23 9245 9600
Toll free: 0 800 432 0301
www.fischerconnectors.co.uk
sales@fischerconnectors.co.uk

India

FISCHER CONNECTORS India Pvt. Ltd.
Gurgaon - Haryana
Phone +91 124 4255642 to 45
www.fischerconnectors.in
raman.kalra@fischerconnectors.in

Asia

FISCHER CONNECTORS ASIA Ltd.
Hong Kong
Phone +852 2620 6118
www.fischerconnectors.hk
mail@fischerconnectors.hk



Visit
www.fischerconnectors.com/contacts
to find details on Fischer Connectors
authorized distributors



www.fischerconnectors.com

Edition 1.0

© Fischer Connectors SA
All rights reserved - 09.2013
Changes without prior notice

fischer[®]
CONNECTORS