

Male Stamped Contact Ø0.7mm

Technical Specification

General

Part number	114155 (Contacts on 1000 pieces reels) 114154 (Contacts on 10000 pieces reels)
General description	Ø 0.7mm crimp contact with open barrel. B-type crimp.
Compatibility	All Fischer 104 size crimp insulators for Ø 0.7mm contacts.

Materials

Components	Material		Plating
Contact, male crimp	Bronze	CuSn6	Selective 0.2µm gold flash (contact area) over 2µm nickel (overall)
General design	<p>Band thickness: 0.15mm</p> <p>7.5mm</p> <p>21mm</p>		

Mechanical Performance

	Typical Values		
Endurance	100 mating cycles		IEC 60512-5 test 9a
Mating force	< 1.5N		IEC 60512-7 test 13a MIL-STD-1344 method 2013
Retention force in insulator	> 10N		
Wire crimp retention force	> 6N	AWG 30	IEC 60352-2
	> 11N	AWG 28	
	> 15N	AWG 26	

Electrical Performance




Reference values from S+D style connectors

	Typical Values		
Contact resistance	< 20 mΩ (mated with typical Fischer female contact)		IEC 60512-5 test 9a MIL-STD-1344 method 2016
Test voltage	Use of stamped contacts instead of machined contacts does not affect voltage values		IEC 60512 test 4a MIL-STD-1344 method 3001
Crimp barrel resistance	Typ 3.0 mΩ	AWG 30	IEC 60512-2 test 2
	Typ 2.5 mΩ	AWG 28	
	Typ 2.0 mΩ	AWG 26	

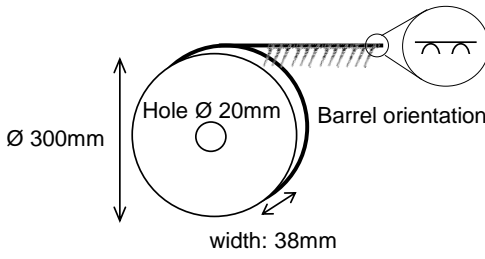
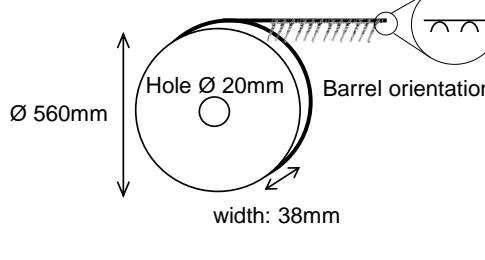
Environmental Performance

Operating temperature range	-20°C to + 65°C	
-----------------------------	-----------------	--

Tooling

Crimp tool	TX00.369	
Insertion tool	TX00.210	
Extraction tool	TX00.200	

Packaging

Reel dimensions	1000 pieces reel (min. 940 pieces)	 <p>Left to right feed reel</p>	
	10'000 pieces reel (min. 10'000 pieces)	 <p>Left to right feed reel</p>	